


mophie juice pack

for iPod touch 1st Gen
user manual



[mophie]TM

welcome

Thank you for purchasing the mophie juice pack™. You will now be able to travel great distances; be the master of your own destiny, no longer bound by the limitations of your 1st Gen iPod touch. Lets get Juiced!

registration

In order to activate your product you must register it at mophie.com. There you can activate your warranty and get the latest dirt on the newest product updates.

features

The mophie juice pack™ enables up to twice the battery life than the standard iPod touch battery and offers a comfortable ergonomic design with a soft-touch non-slip finish.

Here's a rundown of why the juice pack™ is so fantastic:

1. (Take a breath) Ergonomic non-slip comfort-grip soft-touch form-fitting impact-resistant case for iPod touch.
2. Integrated rechargeable lithium polymer battery. (Much safer than those troublesome lithium-Ion batteries).
3. State of the art battery technology more than doubles your power... this battery rocks.
4. Integrated 4 light LED status indicator. Indicates charging mode and current battery life. Know before you go.
5. The included USB mini cable allows you to charge your juice pack™ and your iPod touch at the same time. Really, you don't ever have to disconnect the juice pack™.
6. Rechargeable for over 500 cycles. (Full cycles, partial cycles don't count as full. So, you can charge your juice pack™ 10% of the way ten times before you get to a complete cycle. Don't be afraid to top it off.)
7. Smart battery technology actually instructs the iPod touch to drain out the juice pack™ first. When you're

done with the juice pack™ you can pull it off and still have a fully charged iPod touch.

8. Built-in short circuit, over-charge and temperature protection.

Safety First!

9. Pass-through headphone jack allows you to stay connected to your tunes while your iPod touch is juicin'.

compatibility

While the juice pack™ comes with a standard iPod connection pin, this battery is solely intended for use with the 1st Generation Apple iPod touch. Please do not attempt to use the product with any other device - things could go haywire, but contact us if they do.

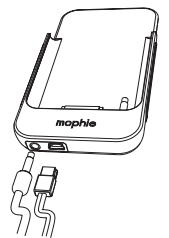
warranty

At mophie, we are dedicated to making the best quality products we can. To back this up, your juice pack™ is warranted for 1-year from the date of purchase. Be sure to register your product at mophie.com in order to activate it.

instructions for use

Charging your juice pack™

Connect the juice pack™ to a power source using the USB cable that came with your juice pack™. The USB cable can be plugged in to your computer or any "works with iPod" wall-plug style power source with USB out. The LEDs located on the back of the device will blink when charging, as the juice pack™ becomes more charged the LEDs will indicate how full it is, but one LED will remain blinking until completely full.

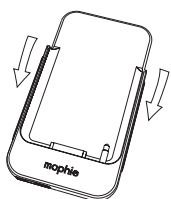


important

Charge your juice pack™ the FIRST time for a full 8 hours. After the initial charge, normal charging will only take 3 to 4 hours for Maximum Power.

Charging your iPod touch using the juice pack™

If your iPod touch is drained of power or if you want to more than double the battery life of your iPod touch, simply slide the iPod touch into the juice pack™. Make sure that the pin connector is securely inserted into the bottom of the iPod touch.

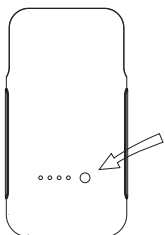


When the iPod touch recognizes the juice pack™, a battery symbol will appear on the screen and you will hear a chirp from the iPod touch, this indicates that the iPod touch is charging and/or using the power from the juice pack™ rather than from the iPod touch itself.

If your iPod touch is drained of power, the juice pack™ will charge your iPod touch, if your iPod touch is fully charged, the juice pack™ will act as your primary battery and no power will be lost from the iPod touch internal battery.

Checking the status of the juice pack™

To check the status of the juice pack™, press the button located on the lower back of the device. When pressed, the LED lights will illuminate for several seconds. Four LEDs means that the juice pack™ is fully charged and one LED means that it is almost empty.



maintenance

To keep your juice pack™ operating to its fullest potential, make sure to do the following:

1. Re-charge your juice pack™ once every three months when not in use.
2. Keep your juice pack™ dry and away from moisture and corrosive materials.
3. Do not wash the juice pack™ with harsh chemicals, soaps or detergents.

customer service

Telephone: 888.8mophie

Email: support@mophie.com

Web: www.mophie.com

Service Hours: 9am to 6pm M-F **EST**

warning

Read all instructions and warnings prior to using this product. Improper use of this product may result in product damage, excess heat, toxic fumes, fire or explosion, for which damages you ("Purchaser"), and not mStation or mophie (collectively "Manufacturer") are responsible.

⚠ Do not store battery in high temperature environment, including intense sunlight heat. Do not place battery in fire or other excessively hot environments.

⚠ Be cautious of excessive drops, bumps, abrasions or other impacts to this battery. If there is any damage to the battery such as dents, punctures, tears, deformities or corrosion, due to any cause, discontinue use and contact manufacturer or dispose of in an appropriate manner.

⚠ Do not disassemble this battery or attempt to repair or modify it in any manner.

⚠ Do not expose this battery to moisture or submerge it in liquid. Keep battery dry at all times.

⚠ Do not attempt to charge battery using any other method, apparatus or connection other than the device's USB connector. For questions or instructions for the various ways to charge the juice pack™ refer to the product's User Manual.

⚠ Do not attempt to replace any part of this battery.

⚠ If this battery is intended by Purchaser to be used by a minor, purchasing adult agrees to provide detailed instructions and warnings to any minor prior to use. Failure to do so is sole responsibility of purchaser, who agrees to indemnify Manufacturer for any unintended use/misuse by a minor.

⚠ All batteries have gone through a thorough quality assurance inspection. If you find that your battery is excessively hot, is emitting odor, is deformed, abraded, cut or is experiencing or demonstrating an abnormal phenomenon, immediately stop all battery use and contact Manufacturer.

⚠ For extended storage, first charge your battery for one hour.

⚠ Never dispose of batteries in the garbage. Disposal of batteries in the garbage is unlawful under state and federal environmental laws and regulations. Always take used batteries to your local battery recycling center.

legal

This Battery is meant for use only in conjunction with the appropriate mobile entertainment device. Please consult your device packaging to determine whether this Battery is compatible with your particular mobile entertainment device. Manufacturer is not responsible for any damages to any mobile entertainment device incurred through the use of this product.

Manufacturer shall not in any way be liable to you or to any third party for any damages you or any third party may suffer as a result of use, intended or unintended, or misuse of this Battery in conjunction with any device or accessory other than the appropriate mobile entertainment device for which this battery is designed. Manufacturer will not be responsible for any damages you or any third party may suffer as a result of misuse of this Battery as outlined above. If you are responsible for battery use with an unintended mobile entertainment device and damages result from such use, you agree to indemnify Manufacturer for any resulting injuries to any third part(ies). mophie and juice pack are registered trademarks of mStation Corporation.

iPod is a registered Trademark of Apple, Inc. All rights reserved.

FAQ

Will my juice pack for iPod touch 1st Gen work with the new iPod touch 2nd Gen?

Unfortunately, the current design is intended for use with the first generation Apple iPod touch ONLY. The dimensions of the iPod touch 2nd Gen will not allow for cross compatibility. We will be releasing a version of the Juice Pack for iPod touch 2nd Gen soon.

What are the best methods for charging my juice pack?

Connect the mophie juice pack to a power source using the USB cable that came with your juice pack. The USB cable can be plugged in to your computer or any "works with iPod" wall-plug style power source w/ USB out.

How many charge cycles do you get in the juice pack for iPod touch?

the juice pack is rechargeable for over 500 cycles (Full cycles, partial cycles don't count as full. So, you can charge your juice pack 10% of the way 10 times before it counts as a complete cycle.) Don't be afraid to top it off!

Can I sync my iPod touch while the Juice Pack is still connected?

You can charge and sync your iPod touch to iTunes without removing it from it's juice pack via the included usb cable.

What is mophie's return policy?

mophie reserves the right to claim a 20% restocking fee upon return.